

Quality and quantity of winter wheat varieties in 22 years' time range

Katalin M. KASSAI¹ – Ákos TARNAWA¹ – Ferenc H. NYÁRAI¹ – Zsolt SZENTPÉTERI¹ – Adnan ESER¹ – Hajnalka KATÓ¹ – Márton JOLÁNKAI¹

1:Szent István University, Institute of Crop Production, Páter Károly u. 1., 2100 Gödöllő, Hungary, E-mail: Jolankai.Marton@mkk.szie.hu

Abstract: The Nagygyombos experiments of the Szent István University, Gödöllő, Hungary have always been a testing area for various agronomic technologies as well as a research site for evaluating the performance of crop varieties. The present paper is intended to give an overview of 18 winter wheat *Triticum aestivum* L. varieties tested during the time range between 1996 and 2018. All of the varieties were studied under similar agronomic conditions, each of them for min 3 years in a series of a polyfactorial replicated field trial. The 120 kg/ha N plant nutrition applications of the respective crop years were processed in the evaluation. Amount of grain yield, protein %, wet gluten content and farinographic values of the varieties examined were compared. The results obtained suggest, that most of the varieties had a rather high variation concerning yield figures, however protein and farinographic indicators proved to be more stable characteristics. Wet gluten content was influenced mainly by the crop year. The study may support a conclusion that certain varieties have shown a higher stability in technological quality manifestation regardless to the amount of their grain yield. Alföld 90, Yubileynaya 50, Mv Magdaléna and Mv Toldi varieties proved to be the best quality varieties in this research series.

Keywords: wheat, quality, quantity, long term trial

Received 08 November 2019, Revised 23 March 2020, Accepted 25 March 2020

Introduction

Environmental conditions are highly influential regarding crop quality and quantity performance. Grain yield and yield quality of winter wheat *Triticum aestivum* L. is highly influenced by the meteorological conditions of the given crop year, especially the amount and distribution of precipitation and the actual temperature (GRIMWADE ET AL 1996, GYŐRI 2008, PEPÓ 2010). Crop yield and grain quality can also be influenced by agronomic applications. Plant nutrition in general and N topdressing in particular should be considered as the most effective treatments within the technologies of winter wheat production. The amount of nitrogen and the timing and distribution of the application have an impact on wheat quality, especially on the protein production of the crop (GYŐRI 2006, PEPÓ 2010). Wheat varieties may have different responses to agroecological impacts (VIDA ET AL 1996; MESTERHÁZY 2019). Varietal differences are to be evaluated in long term trials to re-

duce the impact of variable crop year effects (KISMÁNYOKY AND RAGASITS 2003).

Materials and Methods

A wide range of high milling and baking quality winter wheat *Triticum aestivum* L. varieties were examined under identical agronomic conditions in a long term field trial. The small plot trials were run at the Nagygyombos experimental field of the Szent István University, Crop Production Institute, Hungary. Soil type of the experimental field is chernozem (calciustoll). Annual precipitation of the experimental site belongs to the 550-600 mm belt of the Northern edges of the Hungarian Great Plain. Experiments were conducted in a split-plot design with four replications. The size of each plot was 10 m². Plots were sown and harvested by plot machines (standard Wintersteiger cereal specific experimental plot machinery series). Various identical agronomic treatments were applied to plots. Plant nutrition applica-

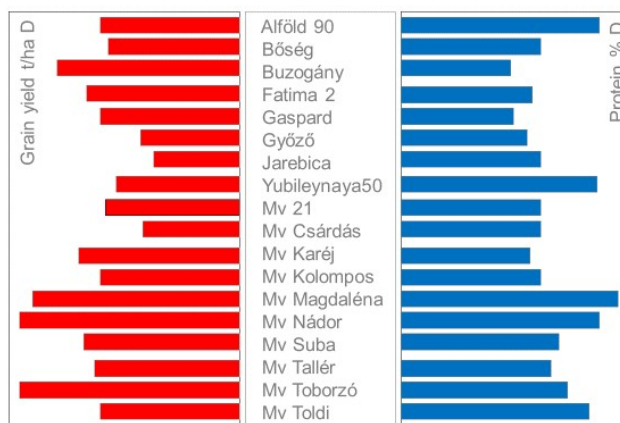


Figure 1. Grain yield and protein content of wheat varieties Nagygyombos, 1996-2018.

Variety	Wet gluten content	Quality class
Alföld 90	28-38 %	A1 – B1
Bőség	21-27 %	B2 – C1
Buzogány	22-27 %	B1 – C1
Fatima 2	25-29 %	A2 – B2
Gaspard	21-26 %	B1 – C1
Győző	22-25 %	B2 – C2
Jarebica	23-28 %	B1 – C1
Jubileynaya 50	26-35 %	A1 – B2
Mv 21	26-32 %	A2 – B2
Mv Csárdás	25-32 %	A2 – B2
Mv Karéj	23-33 %	A2 – C1
Mv Kolompos	25-31 %	B1 – C1
Mv Magdaléna	26-38 %	A1 – B2
Mv Nádor	26-35 %	A2 – B1
Mv Suba	23-30 %	B1 – B2
Mv Tallér	24-30 %	B1 – B2
Mv Toborzó	25-37 %	A2 – C1
Mv Toldi	25-38 %	A1 – B2

Figure 2. Wet gluten content and quality classes of wheat varieties Nagygyombos, 1996-2018.

tions were done in single and combined treatments. N topdressing variants were applied by single and repeated topdressings representing 6 levels: 0, 80, 80+40, 120, 120+40 and 160 kg/ha N in single and split applications. All plots were sown with identical series of wheat varieties for studying their performance in relation with agronomic impacts. The present paper is intended to give an overview of 18 winter wheat *Triticum aestivum* L. varieties tested during the time range between 1996 and 2018. All of the va-

rieties were studied under similar agronomic conditions, each of them for min 3 years in a series of a polyfactorial replicated field trial. The 120 kg/ha N plant nutrition applications of the respective crop years were processed in the evaluation for both yield and quality parameters. Wheat grain quality parameters: protein and wet gluten contents were determined from grain samples, as well as quality characteristics at the Research Laboratory of the SIU Crop Production Institute, and RET Regional Knowledge Centre

laboratories according to Hungarian and EU standards (MSZ 1998; EK 2000, HORVÁTH 2014). During the examined period levels of fusarium head blight (*Fusarium graminearum*) infection were detected in the wheat trials.

Results

During the 22 years of the experimental series many varieties had been studied in the trials (JOLÁNKAI ET AL 2018). In this paper only those are introduced which were tested for minimum 3 years at the Nagygyombos site. Amount of grain yield, protein %, wet gluten content and farinographic values of the varieties examined were compared. The results obtained suggest, that most of the varieties had a rather high variation concerning yield figures, however protein and farinographic indicators proved to be more stable characteristics. Wet gluten content was influenced mainly by the crop year.

Figure 1 provides information on grain yield and protein content of the varieties. Buzogány, Mv Magdaléna, Mv Nádor, Mv Tóborzó were the highest yielding varieties during the examined years. The study may support a conclusion that certain varieties have shown a higher stability in quality manifestation regardless to the amount of their grain yield. *Figure 2* presents information on the quality ranges of the varieties summarising the wet gluten content and the baking quality groups. Alföld 90, Yubileynaya 50, Mv Magdaléna and Mv Toldi varieties proved to be the best quality varieties in this research series.

During the examined period fusarium head blight infection had been monitored in all

years. According to the data presented in *Figure 3* it can be stated, that except few extreme years the Nagygyombos experimental site was not exposed to severe fusarium head blight infections. There were two peaks with high infection: 1997 to 1999 was a strong infection period followed by an almost 10 years' free period of *Fusarium* sp. The next peak occurred in 2010. Both high infections were escorted by extreme weather conditions – like water flood during the pre harvest vegetation period.

Discussion

According to the results obtained it should be emphasized that the quantity and quality parameters of any crop varieties are to be examined in polyfactorial long term trials that may provide the researcher identical conditions to exclude unfavourable factors and buffer the crop year effects.

The authors are sorry to inform the LOTEX participants that in 2018 year the Nagygyombos experimental site of the SIU Crop Production Institute had to be terminated. *Figure 4* attached presents a satellite photo of the experimental site from 2016. We do hope, that preserving the main blocks of the experimental design, once the trial can be restarted again.

Acknowledgements

The authors are indebted to all those, who supported the experimental work during the past periods – so the earlier OMFB, OTKA, NKFP, TEMPUS, COPERNICUS, VKSZ fundings as well as that of the present NVKP 16-1-2016-0016 project.

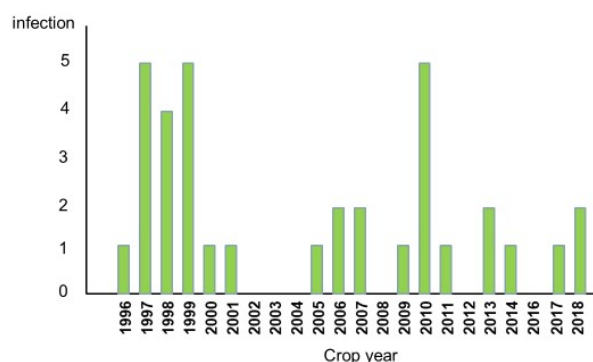


Figure 3. Occurrence of fusarium head blight infection in wheat trials Nagygyombos, 1996-2018.

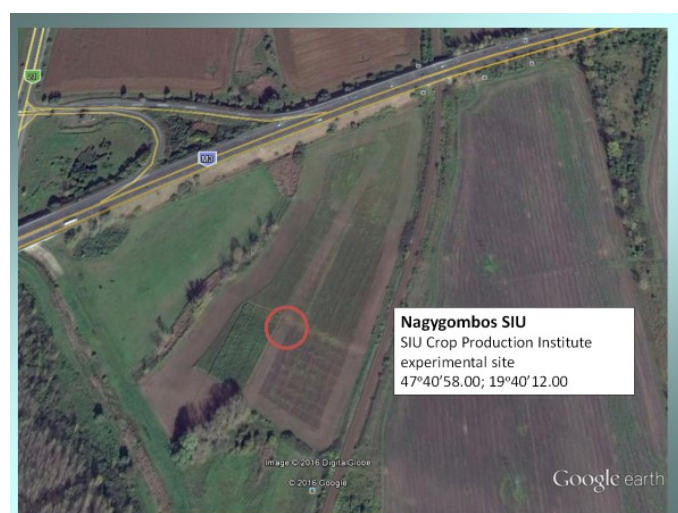


Figure 4. Satellite photo of the Experimental site of the SIU Crop Production Institute Nagygyombos, 2016.

References

- Grimwade, B., Tatham, A.S., Freedman, R.B., Shewry, P.R., Napier, J.A. (1996): Comparison of the expression patterns of wheat gluten proteins and proteins involved in the secretory pathway in developing caryopses of wheat. *Plant Molecular Biology*. 30:1067–1073. <https://doi.org/10.1007/BF00020817>
- Győri, Z. (2006): A trágyázás hatása az őszi búza minőségére. *Agrofórum*. 17(9):14-16.
- Győri, Z. (2008): Complex evaluation of the quality of winter wheat varieties. *Cereal Research Communications*. 36(2):1907-1910.
- Horváth, Cs. (2014): Storage proteins in wheat (*Triticum aestivum* L.) and the ecological impacts affecting their quality and quantity, with a focus on nitrogen supply. *Columella - Journal of Agricultural and Environmental Sciences*. 1(2):57-75. <https://doi.org/10.18380/SZIE.COLUM.2014.1.2.57>

Jolánkai, M., Tarnawa, Á., Nyárai, H.F., Szentpétery, Z., Kassai, M.K. (2018): Agronomic benefits of long term trials. *Columella Columella - Journal of Agricultural and Environmental Sciences*. 5(1):27-30. <https://doi.org/10.18380/SZIE.COLUM.2018.5.1.59>

Kismányoky, T., Ragasits, I. (2003): Effects of organic and inorganic fertilization on wheat quality. *Acta Agronomica Hungarica*, 51(1):47-52. <https://doi.org/10.1556/AAgr.51.2003.1.6>

Mesterházy, Á. (2019): Kalászos fuzárium járvány, 2019. Helyzetkép és tennivalók. Hungarian Academy of Sciences, Section of Agricultural Sciences. Scientific lecture.

MSZ 6383:1998, 824/2000/EK Wheat quality standards.

Pepó, P. (2010): Adaptive capacity of wheat (*Triticum aestivum* L.) and maize (*Zea mays* L.) crop models to ecological conditions. *Növénytermelés*. 59. Suppl. 325-328.

Vida, Gy., Bedő, Z., Jolánkai, M. (1996): Agronómiai kezeléskombinációk őszi búzafajták sütőipari minőségére gyakorolt hatásának elemzése főkomponens-analízissel. *Növénytermelés*. 45(6):453-462.